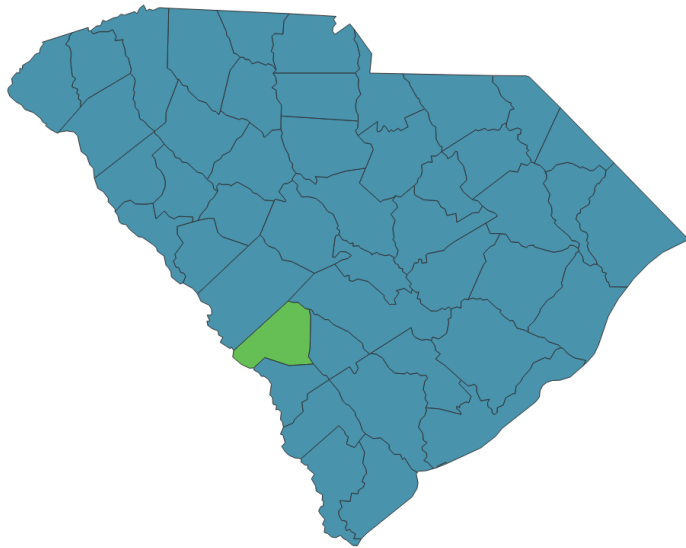


Community Health Assessment: County Snapshot

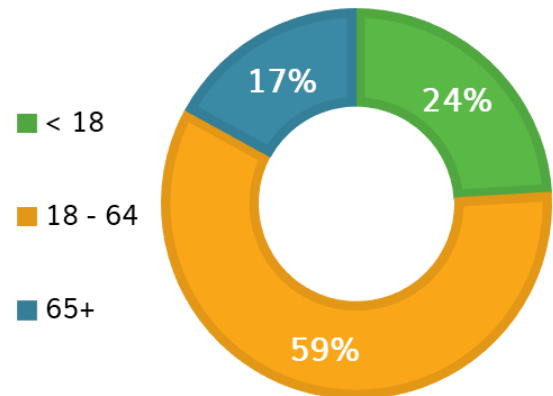
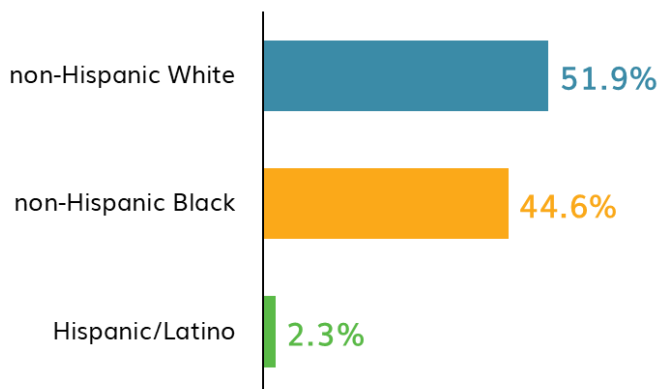


Moving Toward a Healthier Barnwell County

Based on the 2018 County Health Rankings, Barnwell County is ranked **30th** out of 46 counties in South Carolina for health outcomes, which measures length and quality of life, and is ranked **36th** for health factors, which measures health behaviors, clinical care, social and economic factors, and physical environment.

Barnwell County Demographics

Population = 21,483 a 6.0% decrease from 2010¹



86.2% graduated high school in 2017²



23.5% of the population have a disability³



Median Household Income = \$34,787³



6.0% unemployment rate⁴

Leading Causes of Death¹



Cancer



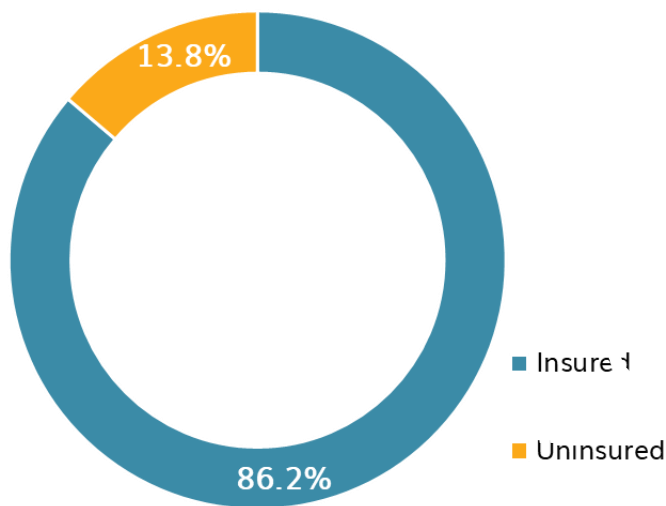
Heart Disease



Chronic Lower
Respiratory Disease

Access to Healthcare

Insurance Status Among Adults 18-64⁵



23.1%
of adults delayed medical care
due to cost⁷

2.3
Primary care physicians per
10,000 residents⁸



6,031 avoidable
emergency department
visits per 100,000⁶



1,764 avoidable inpatient
hospitalizations per
100,000⁶

Maternal and Infant Health

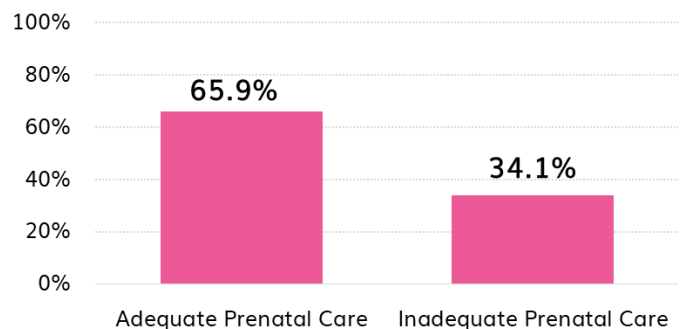


10.8% of infants were
born prior to 37 weeks⁹



10-year infant mortality
rate is 7.5 deaths per
1,000 live births¹⁰

Percent of Mothers Receiving Adequate
Prenatal Care, 2014-2016⁹



Infectious Disease



STD incidence rate of 977.5 per 100,000 residents for chlamydia, gonorrhea, and infectious syphilis¹¹

54% of individuals with HIV are virally suppressed¹¹



Chronic Disease and Risk Factors

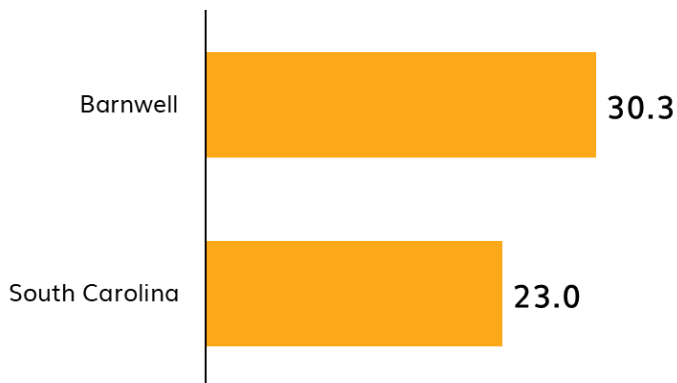
407.1

All cancer incidence rate per 100,000 residents¹²

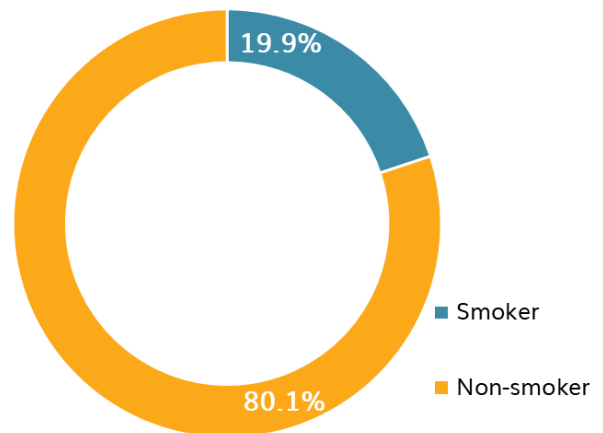
37.7%

of Barnwell county adults are obese¹³

10-year Stroke Mortality Rate¹⁰
Rate per 100,000 population



Smoking Status Among Adults⁷



Maternal and Infant Health

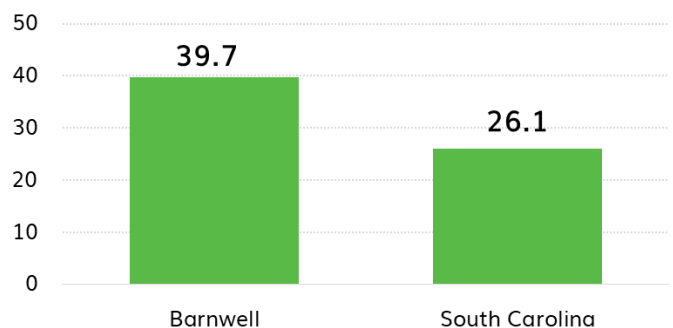


10.4% of babies were born at a low birthweight⁹



57.7% of mothers initiated breastfeeding at birth¹

Teen Birth Rate⁹
Rate per 1,000 live births



Injury



24.1 motor vehicle crash deaths per 100,000 residents¹⁴



The 5-year injury death rate 83.6 deaths per 100,000 residents¹⁴

Behavioral Health

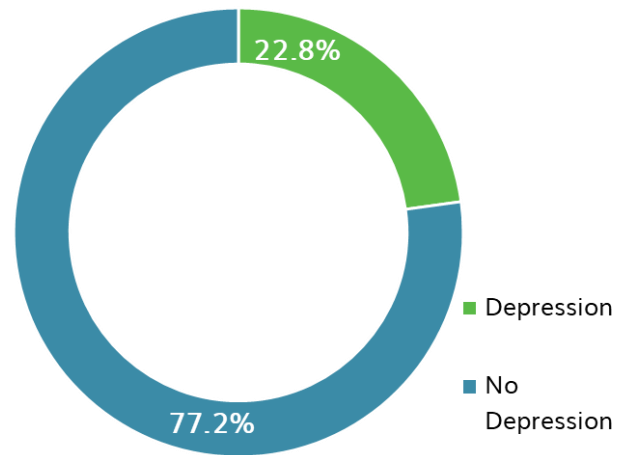


13.3% of adults reported binge drinking⁷



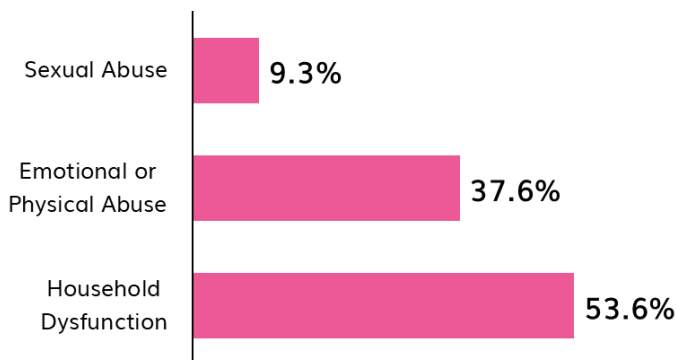
The 5-year drug overdose death rate is 8.1 deaths per 100,000 residents¹⁴

Depression Among Adults⁷



Cross-Cutting

Presence of Adverse Childhood Experiences⁷ *Percent*



0.48

Gini Value: A measure of income inequality from 0 (perfect equality) to 1 (perfect inequality)¹⁵

References

- ¹ SC DHEC Vital Statistics, 2016
- ² SC DE Office of Research and Data Analysis, 2017
- ³ US Census Bureau ACS, 5-year estimates 2012-2016
- ⁴ SC Department of Employment & Workforce, 2017
- ⁵ US Census Bureau SAHIE, 2016
- ⁶ SC RFA, 2015
- ⁷ SC DHEC BRFSS, 2014-2016
- ⁸ SC Office for Healthcare Workforce, South Carolina Health Professions Data Book, 2016
- ⁹ SC DHEC Vital Statistics, 2014-2016
- ¹⁰ SC DHEC Vital Statistics, 2007-2016
- ¹¹ SC DHEC Division of Surveillance & Technical Support, 2016
- ¹² SC DHEC Central Cancer Registry, 2011-2015
- ¹³ SC DHEC BRFSS, 2014-2016, age-adjusted 20+
- ¹⁴ SC DHEC Vital Statistics, 2012-2016
- ¹⁵ US Census Bureau ACS, 5-year estimates 2011-2015

