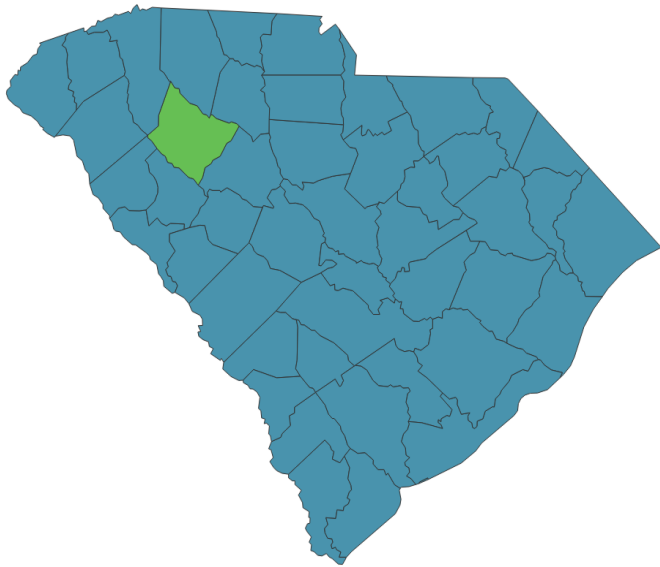


Community Health Assessment: County Snapshot

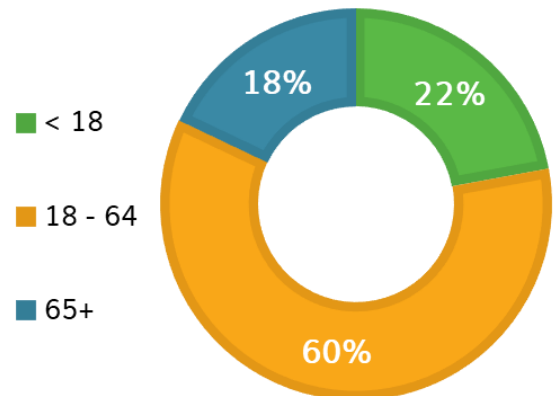
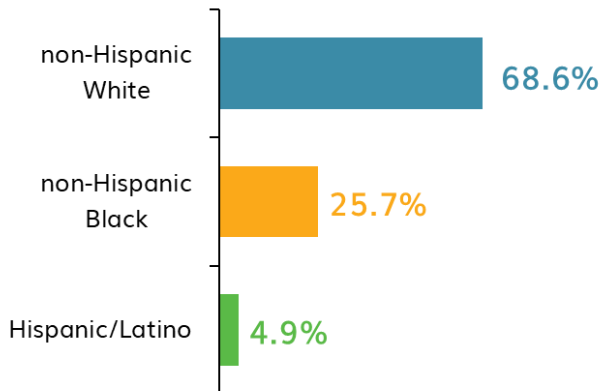


Moving Toward a Healthier Laurens County

Based on the 2019 County Health Rankings, Laurens County is ranked **27th** out of 46 counties in South Carolina for health outcomes, which measures length and quality of life, and is ranked **27th** for health factors, which measures health behaviors, clinical care, social and economic factors, and physical environment.

Laurens County Demographics

Population = 66,848 a 0.5% increase from 2010¹



79.1% graduated high school in 2018²



19.7% of the population had a disability³



Median Household Income = **\$40,580**³



4.4% unemployment rate⁴

Leading Causes of Death¹



Cancer



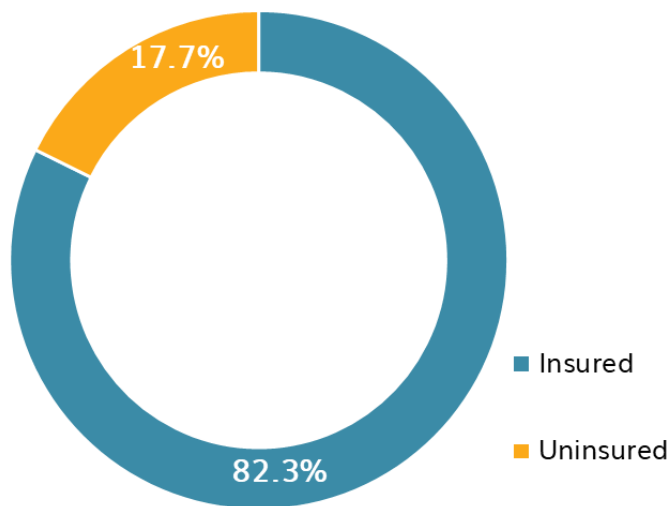
Heart Disease



Chronic Lower
Respiratory Disease

Access to Healthcare

Insurance Status Among Adults 18-64, 2017⁵



18.0%
of adults delayed medical care
due to cost⁷

6.8
Primary care physicians per
10,000 residents⁸



5,044 avoidable
emergency department
visits per 100,000⁶



1,070 avoidable inpatient
hospitalizations per
100,000⁶

Maternal and Infant Health

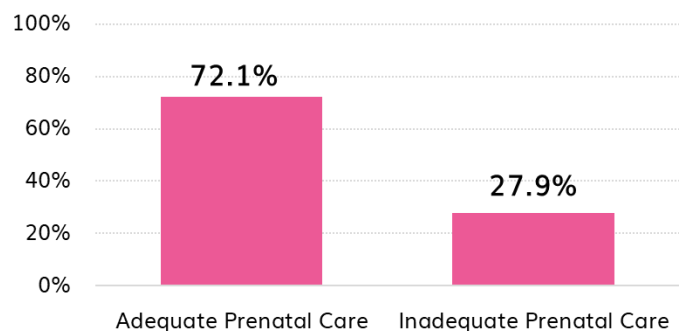


10.9% of infants were born
prior to 37 weeks⁹



Infant mortality rate was
8.5 deaths per 1,000 live
births¹⁰

Percent of Mothers Receiving Adequate
Prenatal Care, 2015-2017⁹

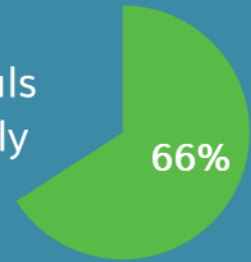


Infectious Disease



STD incidence rate of 754.0 per 100,000 residents for chlamydia, gonorrhea, and infectious syphilis¹¹

66% of individuals with HIV are virally suppressed¹¹



Chronic Disease and Risk Factors

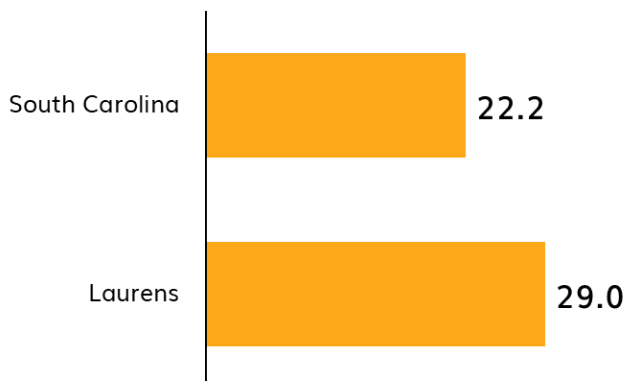
483.1

All cancer incidence rate per 100,000 residents¹²

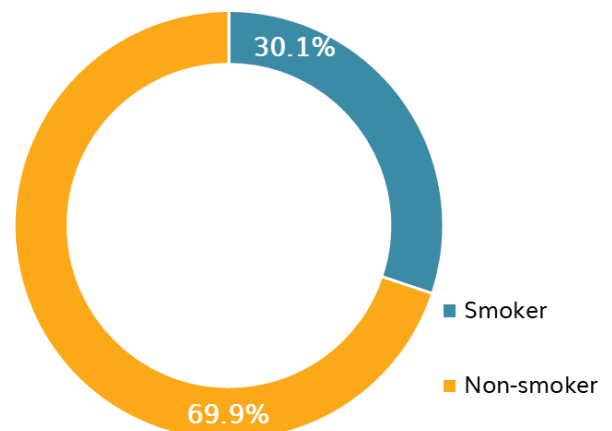
31.7%

Of Laurens county adults were obese¹³

10-Year Stroke Mortality Rate^{10**}
Rate per 100,000 population



Smoking Status Among Adults⁷



Maternal and Infant Health

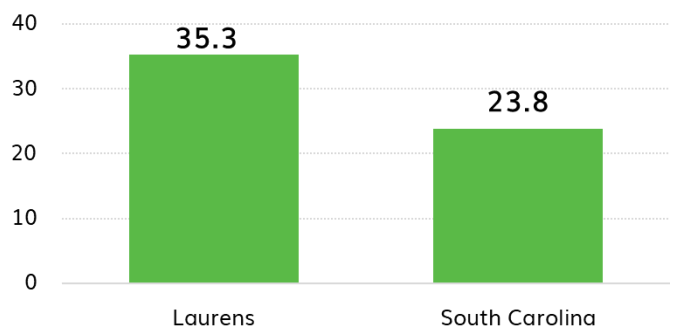


10.4% of babies were born at a low birthweight⁹



61.8% of mothers initiated breastfeeding at birth¹

Teen Birth Rate (15-19 Years)⁹
Rate per 1,000 females



Injury



29.4 motor vehicle crash deaths per 100,000 residents¹⁴



The 5-year injury death rate is 92.3 deaths per 100,000 residents¹

Behavioral Health

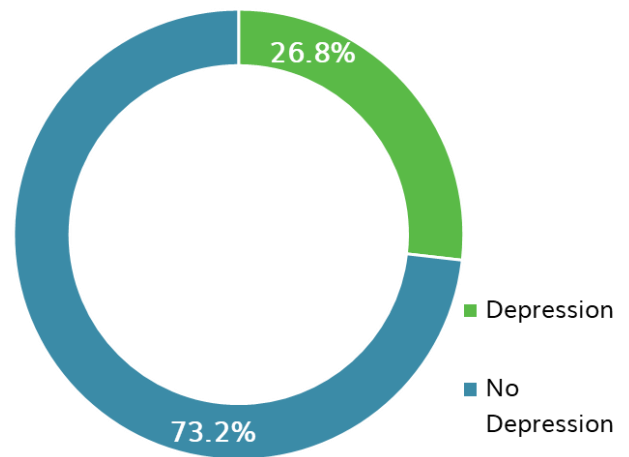


11.3% of adults reported binge drinking⁷



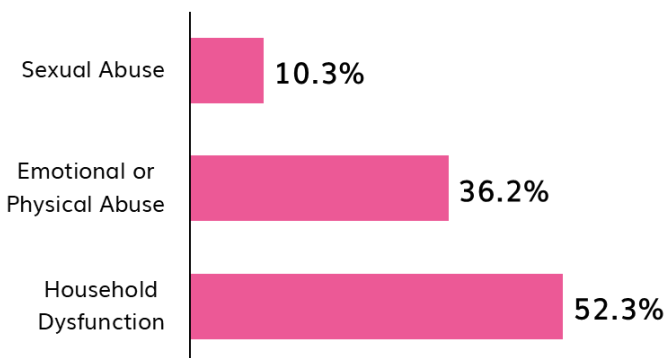
The 5-year drug overdose death rate is 16.7 deaths per 100,000 residents¹⁴

Depression Among Adults⁷



Cross-Cutting

Presence of Adverse Childhood Experiences¹⁵
Percent



0.44

Gini Value: A measure of income inequality from 0 (perfect equality) to 1 (perfect inequality)³

References

- ¹ SC DHEC Vital Statistics, 2017
- ² SC DE Office of Research and Data Analysis, 2018
- ³ US Census Bureau ACS, 5-year estimates 2013-2017
- ⁴ SC Department of Employment & Workforce, 2017
- ⁵ US Census Bureau SAHIE, 2017
- ⁶ SC RFA, 2017
- ⁷ SC DHEC BRFSS, 2015-2017
- ⁸ SC Office for Healthcare Workforce, South Carolina Health Professions Data Book, 2016
- ⁹ SC DHEC Vital Statistics, 2015-2017
- ¹⁰ SC DHEC Vital Statistics, 2008-2017
- ¹¹ SC DHEC Division of Surveillance & Technical Support, 2017
- ¹² SC DHEC Central Cancer Registry, 2012-2016
- ¹³ SC DHEC BRFSS, 2015-2017, age-adjusted 20+
- ¹⁴ SC DHEC Vital Statistics, 2013-2017
- ¹⁵ SC DHEC BRFSS, 2014-2016

