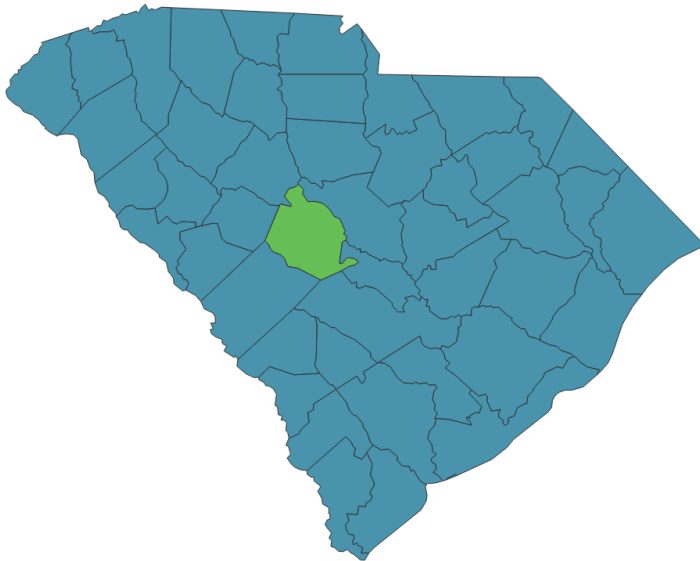


Community Health Assessment: County Snapshot

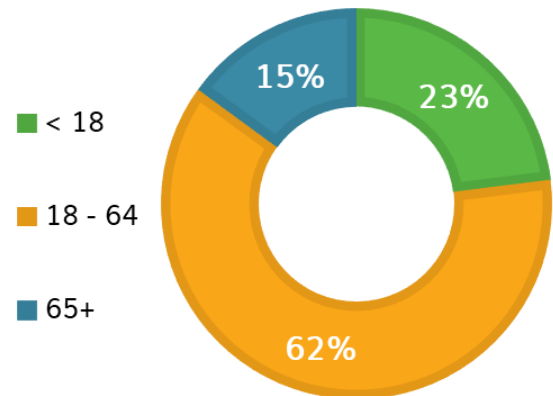
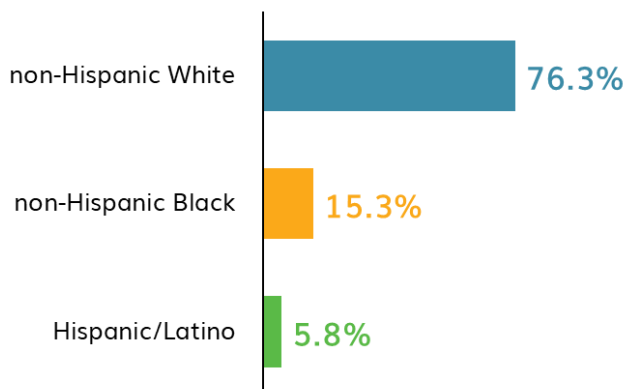


Moving Toward a Healthier Lexington County

Based on the 2018 County Health Rankings, Lexington County is ranked **5th** out of 46 counties in South Carolina for health outcomes, which measures length and quality of life, and is ranked **5th** for health factors, which measures health behaviors, clinical care, social and economic factors, and physical environment.

Lexington County Demographics

Population = 286,196 a 9.7% increase from 2010¹



88.9% graduated high school in 2017^{2*}



12.8% of the population have a disability³



Median Household Income = \$55,412³



3.6% unemployment rate⁴

Leading Causes of Death¹



Cancer



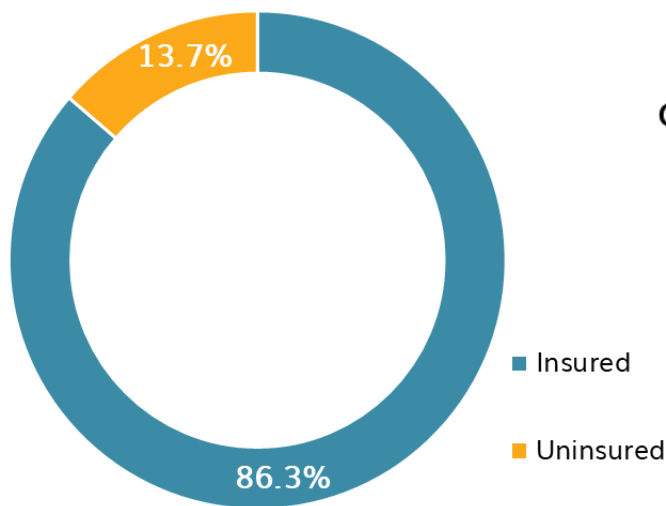
Heart Disease



Chronic Lower
Respiratory Disease

Access to Healthcare

Insurance Status Among Adults 18-64⁵



15.0%
of adults delayed medical care
due to cost⁷

6.9
Primary care physicians per
10,000 residents⁸



2,965 avoidable
emergency department
visits per 100,000⁶



1,097 avoidable inpatient
hospitalizations per
100,000⁶

Maternal and Infant Health

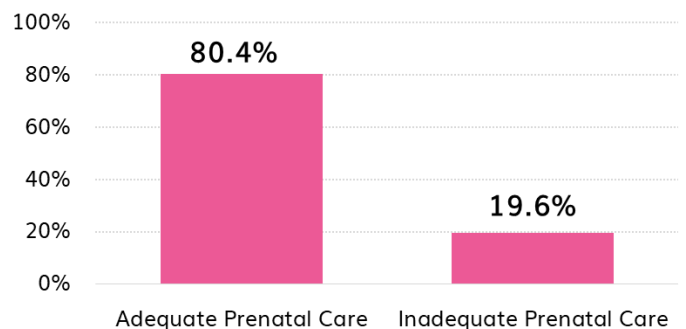


10.2% of infants were
born prior to 37 weeks⁹



10-year infant mortality
rate is 6.4 deaths per
1,000 live births¹⁰

Percent of Mothers Receiving Adequate
Prenatal Care, 2014-2016⁹



Infectious Disease



STD incidence rate of 760.3 per 100,000 residents for chlamydia, gonorrhea, and infectious syphilis¹¹

60% of individuals with HIV are virally suppressed¹¹



Chronic Disease and Risk Factors

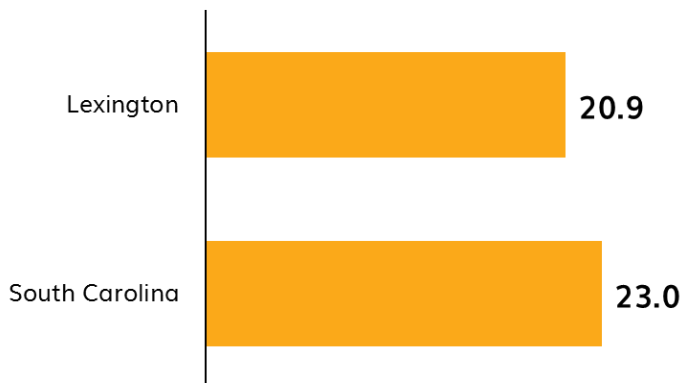
437.8

All cancer incidence rate per 100,000 residents¹²

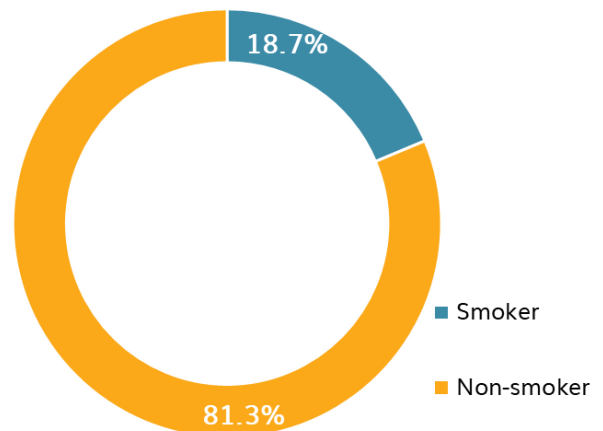
34.4%

of Lexington county adults are obese¹³

10-year Stroke Mortality Rate¹⁰
Rate per 100,000 population



Smoking Status Among Adults⁷



Maternal and Infant Health

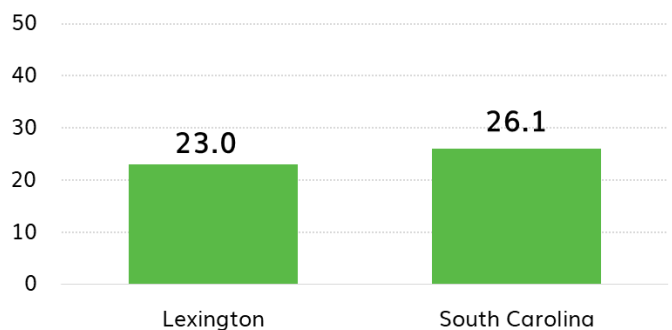


8.3% of babies were born at a low birthweight⁹



82.1% of mothers initiated breastfeeding at birth¹

Teen Birth Rate⁹
Rate per 1,000 live births



Injury



17.3 motor vehicle crash deaths per 100,000 residents¹⁴



The 5-year injury death rate 74.0 deaths per 100,000 residents¹⁴

Behavioral Health

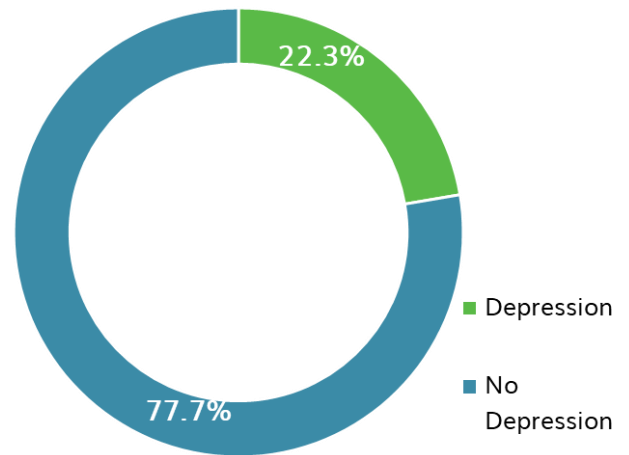


19.8% of adults reported binge drinking⁷



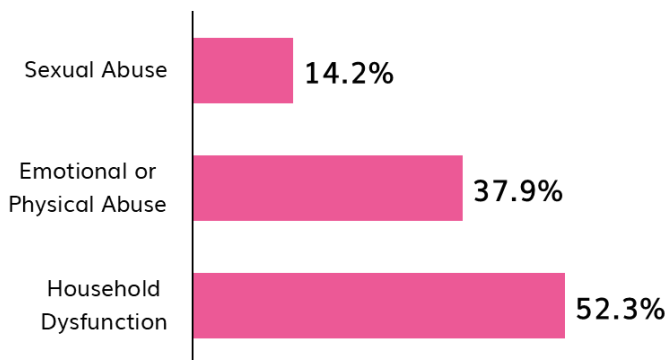
The 5-year drug overdose death rate is 16.1 deaths per 100,000 residents¹⁴

Depression Among Adults⁷



Cross-Cutting

Presence of Adverse Childhood Experiences⁷ *Percent*



0.43

Gini Value: A measure of income inequality from 0 (perfect equality) to 1 (perfect inequality)¹⁵

References

- ¹ SC DHEC Vital Statistics, 2016
 - ² SC DE Office of Research and Data Analysis, 2017
 - ³ US Census Bureau ACS, 5-year estimates 2012-2016
 - ⁴ SC Department of Employment & Workforce, 2017
 - ⁵ US Census Bureau SAHIE, 2016
 - ⁶ SC RFA, 2015
 - ⁷ SC DHEC BRFS, 2014-2016
 - ⁸ SC Office for Healthcare Workforce, South Carolina Health Professions Data Book, 2016
 - ⁹ SC DHEC Vital Statistics, 2014-2016
 - ¹⁰ SC DHEC Vital Statistics, 2007-2016
 - ¹¹ SC DHEC Division of Surveillance & Technical Support, 2016
 - ¹² SC DHEC Central Cancer Registry, 2011-2015
 - ¹³ SC DHEC BRFS, 2014-2016, age-adjusted 20+
 - ¹⁴ SC DHEC Vital Statistics, 2012-2016
 - ¹⁵ US Census Bureau ACS, 5-year estimates 2011-2015
- * Includes Lexington/Richland School District 5

