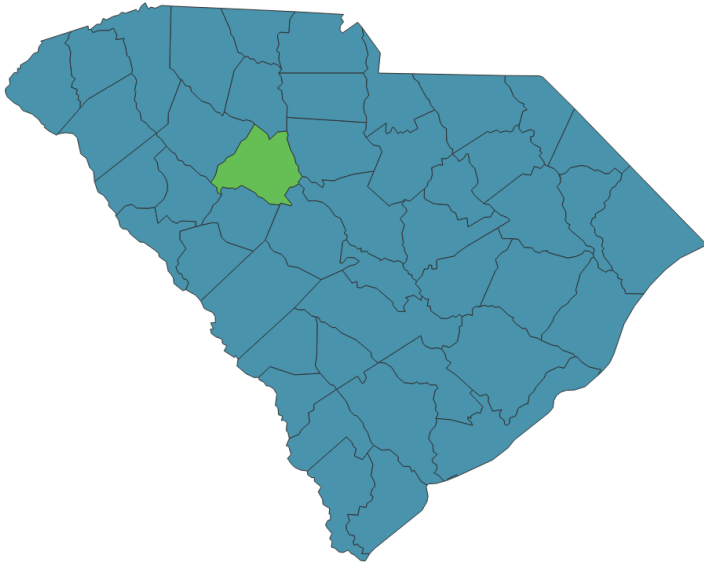


Community Health Assessment: County Snapshot

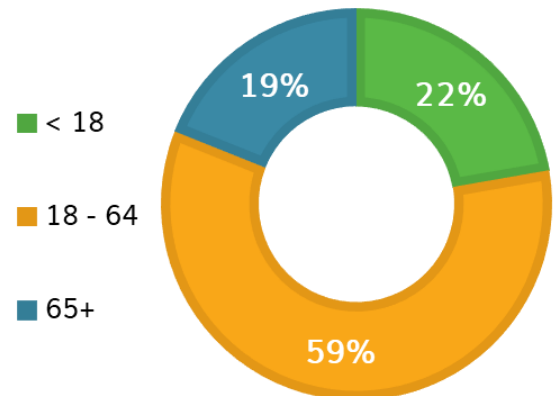
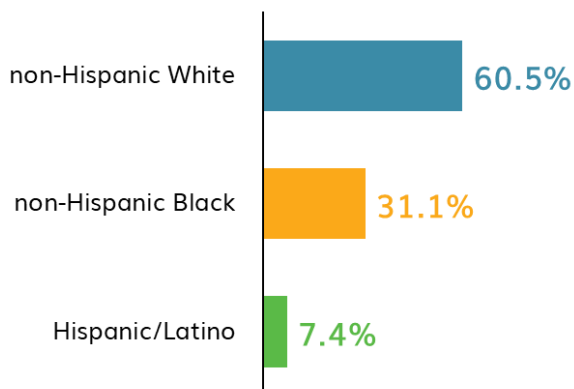


Moving Toward a Healthier Newberry County

Based on the 2018 County Health Rankings, Newberry County is ranked **24th** out of 46 counties in South Carolina for health outcomes, which measures length and quality of life, and is ranked **22nd** for health factors, which measures health behaviors, clinical care, social and economic factors, and physical environment.

Newberry County Demographics

Population = 38,079 a 2.6% increase from 2010¹



84.0% graduated high school in 2017²



14.6% of the population have a disability³



Median Household Income = \$39,841³



4.2% unemployment rate⁴

Leading Causes of Death¹



Cancer



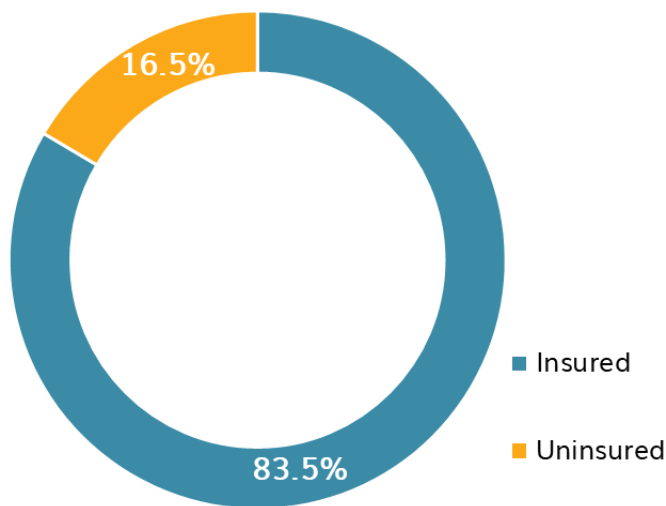
Heart Disease



Alzheimer's Disease

Access to Healthcare

Insurance Status Among Adults 18-64⁵



22.0%
of adults delayed medical care
due to cost⁷

5.5
Primary care physicians per
10,000 residents⁸



5,626 avoidable
emergency department
visits per 100,000⁶



1,496 avoidable inpatient
hospitalizations per
100,000⁶

Maternal and Infant Health

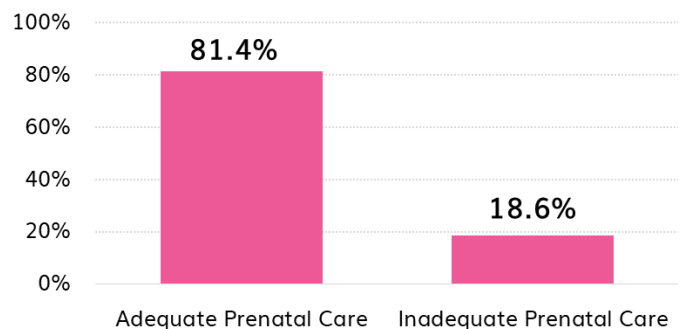


12.0% of infants were
born prior to 37 weeks⁹



10-year infant mortality
rate is 6.4 deaths per
1,000 live births¹⁰

Percent of Mothers Receiving Adequate
Prenatal Care, 2014-2016⁹



Infectious Disease



STD incidence rate of 906.0 per 100,000 residents for chlamydia, gonorrhea, and infectious syphilis¹¹

52% of individuals with HIV are virally suppressed¹¹

52%

Chronic Disease and Risk Factors

435.4

All cancer incidence rate per 100,000 residents¹²

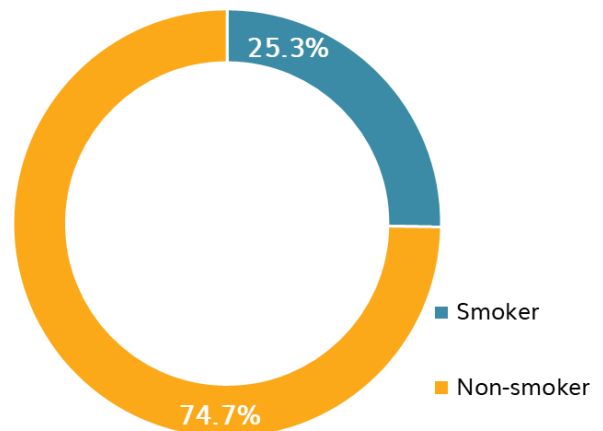
37.8%

of Newberry county adults are obese¹³

10-year Stroke Mortality Rate¹⁰
Rate per 100,000 population



Smoking Status Among Adults⁷



Maternal and Infant Health

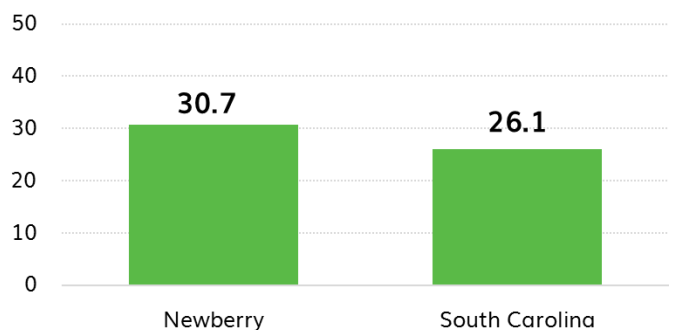


11.7% of babies were born at a low birthweight⁹



62.9% of mothers initiated breastfeeding at birth¹

Teen Birth Rate⁹
Rate per 1,000 live births



Injury



20.0 motor vehicle crash deaths per 100,000 residents¹⁴



The 5-year injury death rate 68.8 deaths per 100,000 residents¹⁴

Behavioral Health

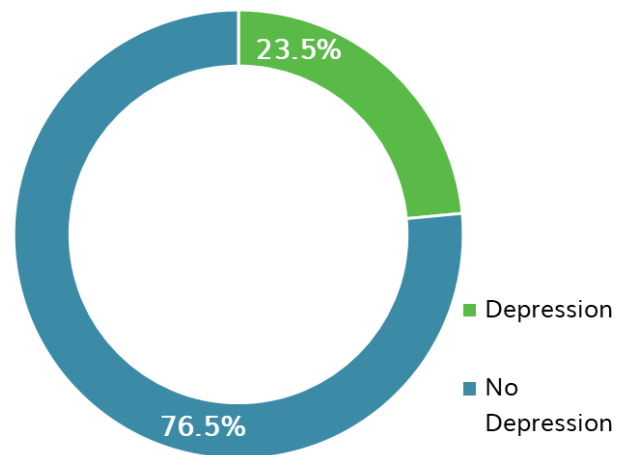


12.4% of adults reported binge drinking⁷



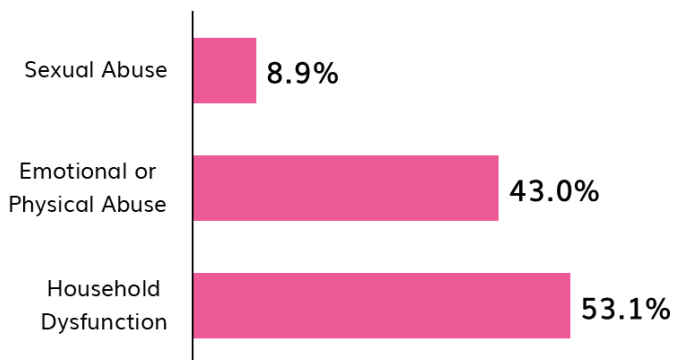
The 5-year drug overdose death rate is 6.8 deaths per 100,000 residents¹⁴

Depression Among Adults⁷



Cross-Cutting

Presence of Adverse Childhood Experiences⁷
Percent



0.44

Gini Value: A measure of income inequality from 0 (perfect equality) to 1 (perfect inequality)¹⁵

References

- ¹ SC DHEC Vital Statistics, 2016
- ² SC DE Office of Research and Data Analysis, 2017
- ³ US Census Bureau ACS, 5-year estimates 2012-2016
- ⁴ SC Department of Employment & Workforce, 2017
- ⁵ US Census Bureau SAHIE, 2016
- ⁶ SC RFA, 2015
- ⁷ SC DHEC BRFSS, 2014-2016
- ⁸ SC Office for Healthcare Workforce, South Carolina Health Professions Data Book, 2016
- ⁹ SC DHEC Vital Statistics, 2014-2016
- ¹⁰ SC DHEC Vital Statistics, 2007-2016
- ¹¹ SC DHEC Division of Surveillance & Technical Support, 2016
- ¹² SC DHEC Central Cancer Registry, 2011-2015
- ¹³ SC DHEC BRFSS, 2014-2016, age-adjusted 20+
- ¹⁴ SC DHEC Vital Statistics, 2012-2016
- ¹⁵ US Census Bureau ACS, 5-year estimates 2011-2015

