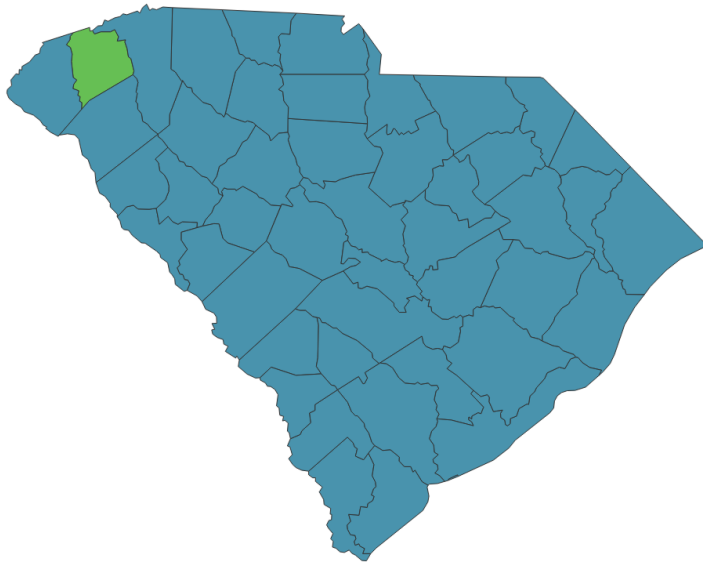


Community Health Assessment: County Snapshot

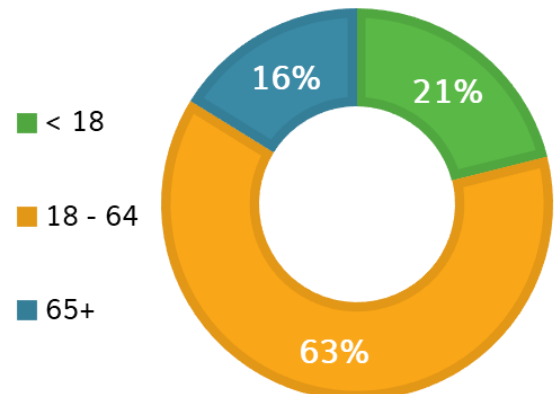
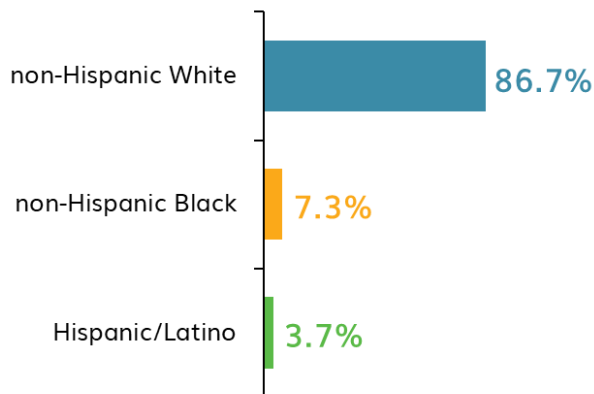


Moving Toward a Healthier Pickens County

Based on the 2019 County Health Rankings, Pickens County is ranked **9th** out of 46 counties in South Carolina for health outcomes, which measures length and quality of life, and is ranked **9th** for health factors, which measures health behaviors, clinical care, social and economic factors, and physical environment.

Pickens County Demographics

Population = 123,479 a 3.5% increase from 2010¹



84.5% graduated high school in 2018²



15.2% of the population had a disability³



Median Household Income = **\$45,332**³



4.1% unemployment rate⁴

Leading Causes of Death¹



Heart Disease



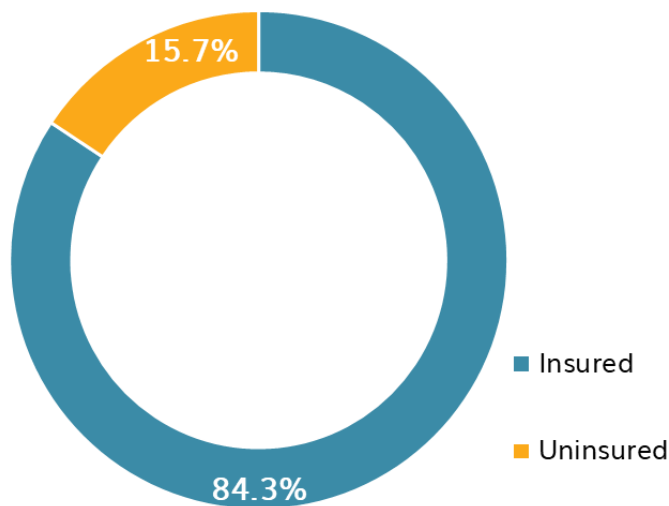
Cancer



Unintentional Injuries

Access to Healthcare

Insurance Status Among Adults 18-64, 2017⁵



14.3%
of adults delayed medical care due to cost⁷

6.5
Primary care physicians per 10,000 residents⁸



5,927 avoidable emergency department visits per 100,000⁶



1,248 avoidable inpatient hospitalizations per 100,000⁶

Maternal and Infant Health

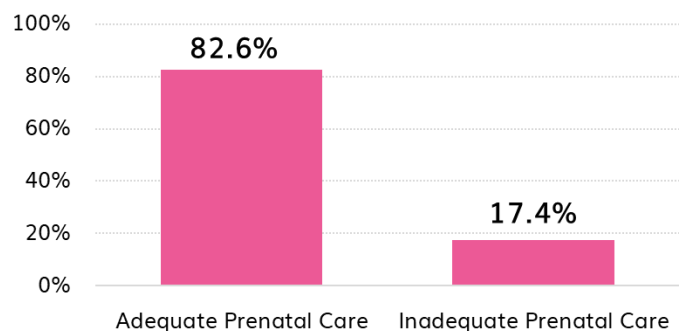


9.0% of infants were born prior to 37 weeks⁹



Infant mortality rate was **6.8** deaths per 1,000 live births¹⁰

Percent of Mothers Receiving Adequate Prenatal Care, 2015-2017⁹



Infectious Disease



STD incidence rate of 591.2 per 100,000 residents for chlamydia, gonorrhea, and infectious syphilis¹¹

59% of individuals with HIV are virally suppressed¹¹



Chronic Disease and Risk Factors

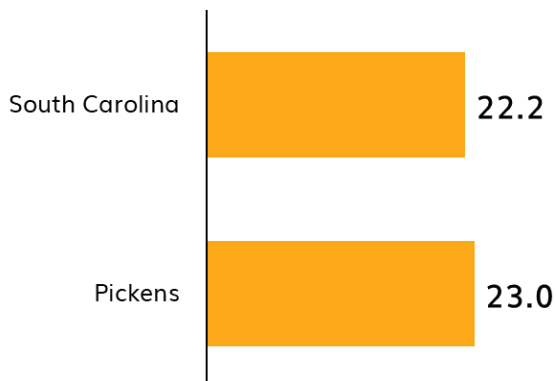
476.7

All cancer incidence rate per 100,000 residents¹²

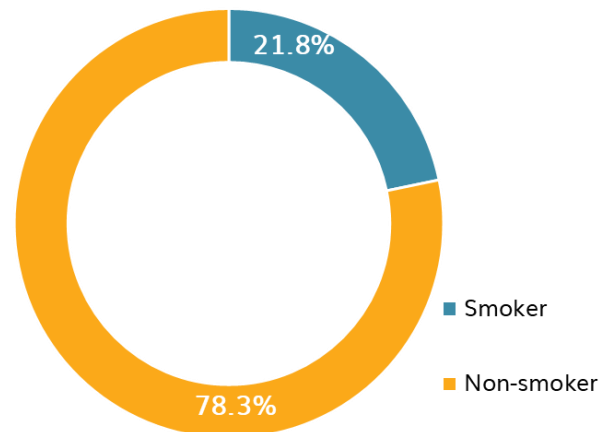
38.7%

Of Pickens county adults were obese¹³

10-Year Stroke Mortality Rate^{10**}
Rate per 100,000 population



Smoking Status Among Adults⁷



Maternal and Infant Health

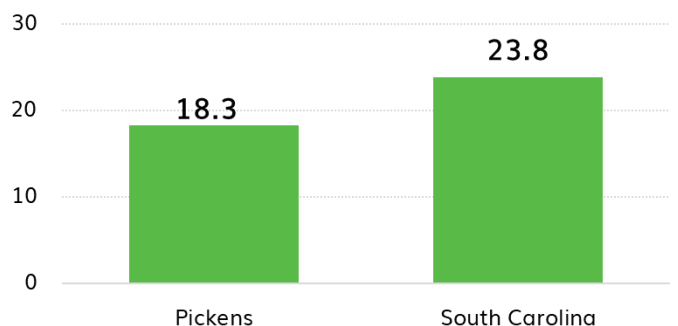


7.8% of babies were born at a low birthweight⁹



77.7% of mothers initiated breastfeeding at birth¹

Teen Birth Rate (15-19 Years)⁹
Rate per 1,000 females



Injury



15.4 motor vehicle crash deaths per 100,000 residents¹⁴



The 5-year injury death rate is 92.2 deaths per 100,000 residents¹

Behavioral Health

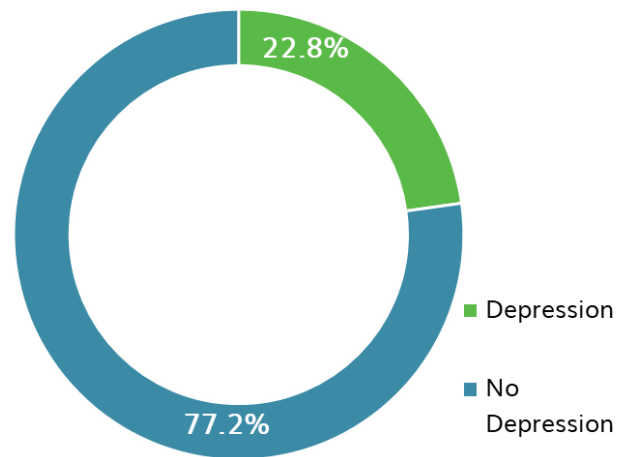


16.2% of adults reported binge drinking⁷



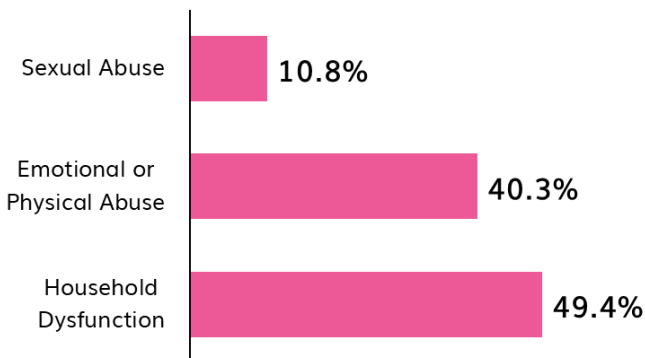
The 5-year drug overdose death rate is 24.0 deaths per 100,000 residents¹⁴

Depression Among Adults⁷



Cross-Cutting

Presence of Adverse Childhood Experiences¹⁵
Percent



0.45

Gini Value: A measure of income inequality from 0 (perfect equality) to 1 (perfect inequality)³

References

- ¹ SC DHEC Vital Statistics, 2017
- ² SC DE Office of Research and Data Analysis, 2018
- ³ US Census Bureau ACS, 5-year estimates 2013-2017
- ⁴ SC Department of Employment & Workforce, 2017
- ⁵ US Census Bureau SAHIE, 2017
- ⁶ SC RFA, 2017
- ⁷ SC DHEC BRFSS, 2015-2017
- ⁸ SC Office for Healthcare Workforce, South Carolina Health Professions Data Book, 2016
- ⁹ SC DHEC Vital Statistics, 2015-2017
- ¹⁰ SC DHEC Vital Statistics, 2008-2017
- ¹¹ SC DHEC Division of Surveillance & Technical Support, 2017
- ¹² SC DHEC Central Cancer Registry, 2012-2016
- ¹³ SC DHEC BRFSS, 2015-2017, age-adjusted 20+
- ¹⁴ SC DHEC Vital Statistics, 2013-2017
- ¹⁵ SC DHEC BRFSS, 2014-2016

