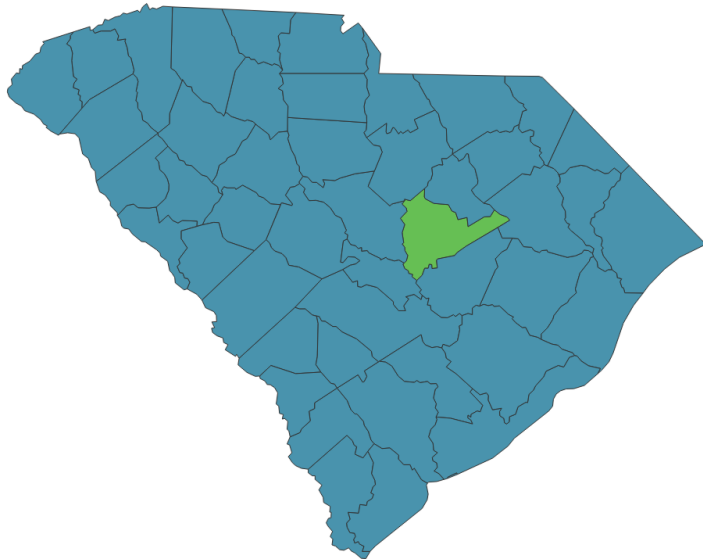


# Community Health Assessment: County Snapshot

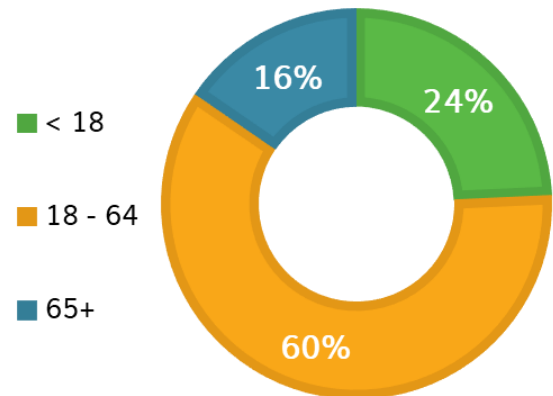
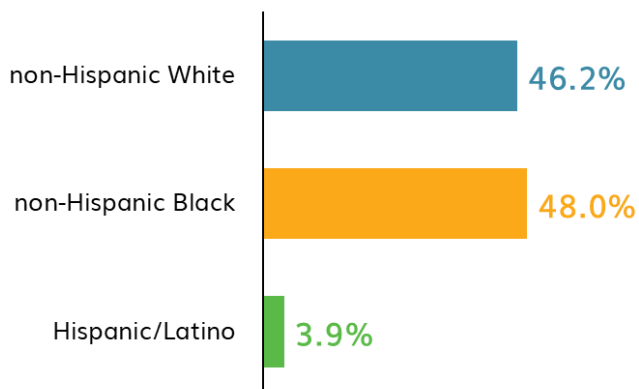


## Moving Toward a Healthier Sumter County

Based on the 2018 County Health Rankings, Sumter County is ranked **23rd** out of 46 counties in South Carolina for health outcomes, which measures length and quality of life, and is ranked **24th** for health factors, which measures health behaviors, clinical care, social and economic factors, and physical environment.

### Sumter County Demographics

Population = 107,396 a 0.57% decrease from 2010<sup>1</sup>



84.2% graduated high school in 2017<sup>2</sup>



20.3% of the population have a disability<sup>3</sup>



Median Household Income = \$40,777<sup>3</sup>



5.3% unemployment rate<sup>4</sup>

# Leading Causes of Death<sup>1</sup>



Cancer



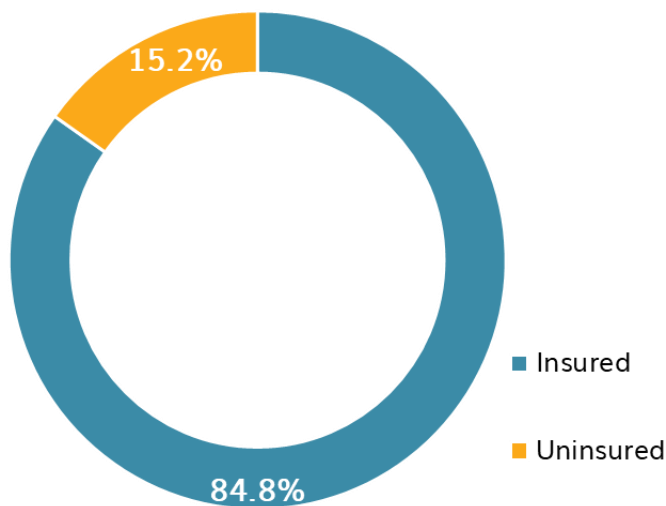
Heart Disease



Alzheimer's Disease

## Access to Healthcare

Insurance Status Among Adults 18-64<sup>5</sup>



**18.9%**  
of adults delayed medical care  
due to cost<sup>7</sup>

**7.1**  
Primary care physicians per  
10,000 residents<sup>8</sup>



5,279 avoidable  
emergency department  
visits per 100,000<sup>6</sup>



2,012 avoidable inpatient  
hospitalizations per  
100,000<sup>6</sup>

## Maternal and Infant Health

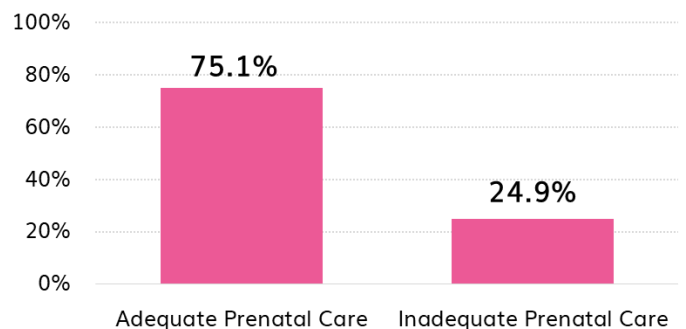


11.4% of infants were  
born prior to 37 weeks<sup>9</sup>



10-year infant mortality  
rate is 7.1 deaths per  
1,000 live births<sup>10</sup>

Percent of Mothers Receiving Adequate  
Prenatal Care, 2014-2016<sup>9</sup>



## Infectious Disease



STD incidence rate of 1,079.2 per 100,000 residents for chlamydia, gonorrhea, and infectious syphilis<sup>11</sup>

54% of individuals with HIV are virally suppressed<sup>11</sup>



## Chronic Disease and Risk Factors

**494.5**

All cancer incidence rate per 100,000 residents<sup>12</sup>

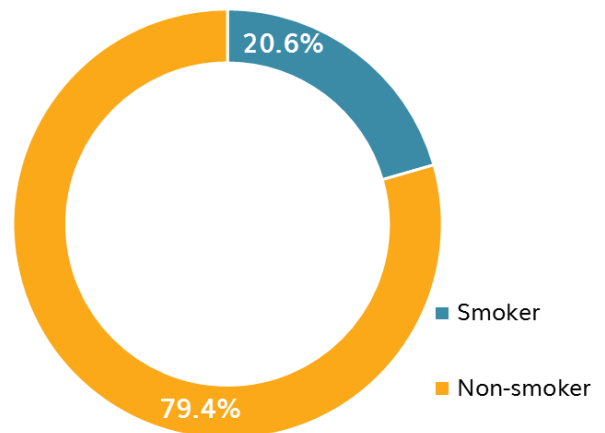
**35.9%**

of Sumter county adults are obese<sup>13</sup>

**10-year Stroke Mortality Rate<sup>10</sup>**  
Rate per 100,000 population



**Smoking Status Among Adults<sup>7</sup>**



## Maternal and Infant Health

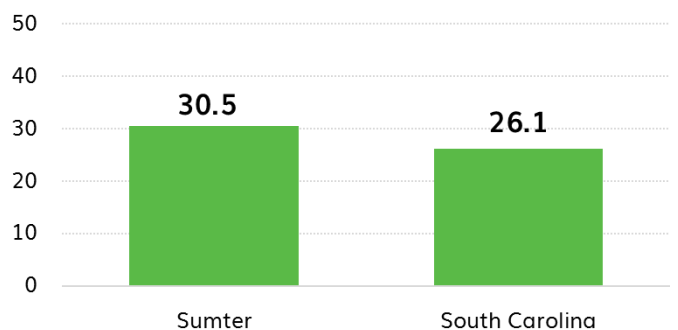


11.0% of babies were born at a low birthweight<sup>9</sup>



77.4% of mothers initiated breastfeeding at birth<sup>1</sup>

**Teen Birth Rate<sup>9</sup>**  
Rate per 1,000 live births



## Injury



16.5 motor vehicle crash deaths per 100,000 residents<sup>14</sup>



The 5-year injury death rate 62.8 deaths per 100,000 residents<sup>14</sup>

## Behavioral Health

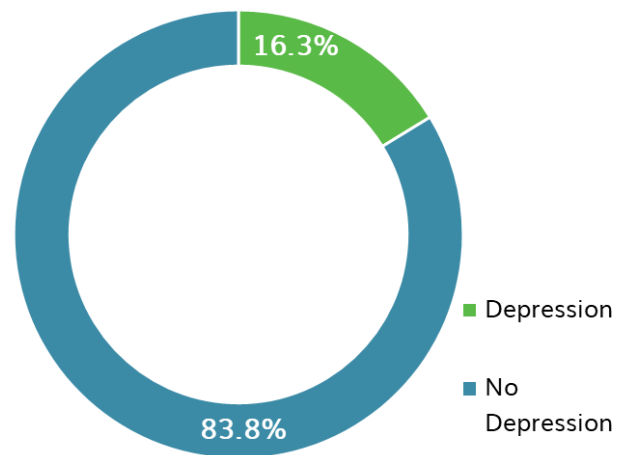


13.4% of adults reported binge drinking<sup>7</sup>



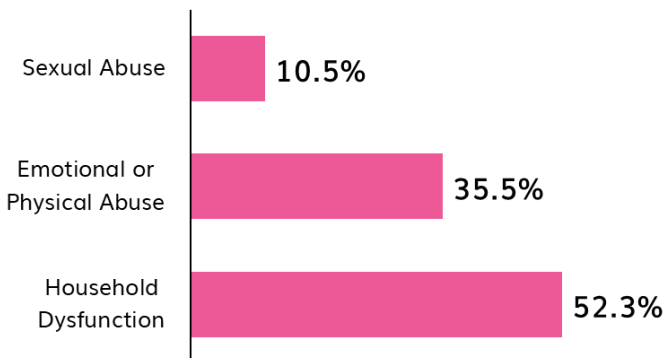
The 5-year drug overdose death rate is 5.9 deaths per 100,000 residents<sup>14</sup>

### Depression Among Adults<sup>7</sup>



## Cross-Cutting

### Presence of Adverse Childhood Experiences<sup>7</sup> *Percent*



**0.44**

Gini Value: A measure of income inequality from 0 (perfect equality) to 1 (perfect inequality)<sup>15</sup>

## References

- <sup>1</sup> SC DHEC Vital Statistics, 2016
- <sup>2</sup> SC DE Office of Research and Data Analysis, 2017
- <sup>3</sup> US Census Bureau ACS, 5-year estimates 2012-2016
- <sup>4</sup> SC Department of Employment & Workforce, 2017
- <sup>5</sup> US Census Bureau SAHIE, 2016
- <sup>6</sup> SC RFA, 2015
- <sup>7</sup> SC DHEC BRFSS, 2014-2016
- <sup>8</sup> SC Office for Healthcare Workforce, South Carolina Health Professions Data Book, 2016
- <sup>9</sup> SC DHEC Vital Statistics, 2014-2016
- <sup>10</sup> SC DHEC Vital Statistics, 2007-2016
- <sup>11</sup> SC DHEC Division of Surveillance & Technical Support, 2016
- <sup>12</sup> SC DHEC Central Cancer Registry, 2011-2015
- <sup>13</sup> SC DHEC BRFSS, 2014-2016, age-adjusted 20+
- <sup>14</sup> SC DHEC Vital Statistics, 2012-2016
- <sup>15</sup> US Census Bureau ACS, 5-year estimates 2011-2015

